

**TECHNICAL DATA** NOTE: DATA MAY VARY BY CONFIGURATION. SEE CONFIGURATION SECTION.

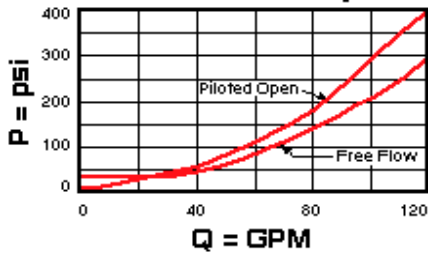
cavidad	T-19A
Series	4
Capacity	480 L/min.
Pilot Ratio	10:1
Maximum Recommended Load Pressure at Maximum Setting	270 bar
Maximum Setting	350 bar
Adjustment - No. of CCW Turns from Min. to Max. Setting	3.75
Factory Pressure Settings Established at	30 cc/min.
Maximum Valve Leakage at Reseat	0,3 cc/min.
Operating Characteristic	estándar
Reseat	>85% of setting
Valve Hex Size	41,3 mm
Valve Installation Torque	474 - 508 Nm
Adjustment Screw Internal Hex Size	5,5 mm
Locknut Hex Size	19,1 mm
Locknut Torque	35 - 40 Nm
Model Weight	1.35 kg.
Seal kit - Cartridge	Buna: 990-019-007
Seal kit - Cartridge	EPDM: 990-019-014
Seal kit - Cartridge	Polyurethane: 990-019-002
Seal kit - Cartridge	Viton: 990-019-006
Seal kit - Cartridge	Buna: 990-019-007
Seal kit - Cartridge	EPDM: 990-019-014
Seal kit - Cartridge	Polyurethane: 990-019-002
Seal kit - Cartridge	Viton: 990-019-006

# OPTION SELECTION EXAMPLE: CBIHLJN

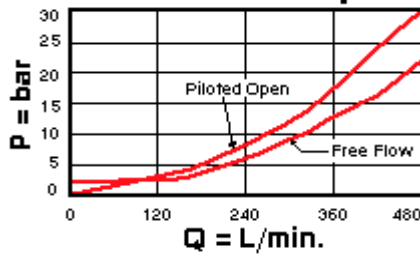
CONTROL	(L) FUNCTIONAL SETTING RANGE	(J) SEAL MATERIAL	(N) MATERIAL/COATING
L Standard Screw Adjustment	J 2000 - 5000 psi w/25 psi Check (140 - 350 bar w/ 1,7 bar Check), 3000 psi (210 bar) Standard Setting	N Buna-N	Standard Material/Coating
C Tamper Resistant - Factory Set		E EPDM	/AP Stainless Steel, Passivated
		V Viton	/LH Mild Steel, Zinc-Nickel
	C 2000 - 5000 psi w/4 psi Check (140 - 350 bar w/ 0,3 bar Check), 3000 psi (210 bar) Standard Setting		
	D 1000 - 2500 psi w/4 psi Check (70 - 175 bar w/ 0,3 bar Check), 2000 psi (140 bar) Standard Setting		
	K 1000 - 2500 psi w/25 psi Check (70 - 175 bar w/ 1,7 bar Check), 2000 psi (140 bar) Standard Setting		

## PERFORMANCE CURVES

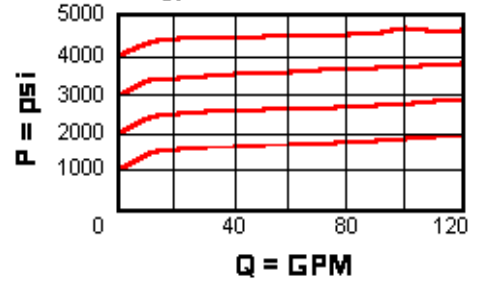
**Free Flow and Piloted Open Pressure Drop**



**Free Flow and Piloted Open Pressure Drop**



**Typical Relief Characteristics**



**Typical Relief Characteristics**

