

TECHNICAL DATA NOTE: DATA MAY VARY BY CONFIGURATION. SEE CONFIGURATION SECTION.

	T-22A
	2
	120 L/min.
	3:1
	215 bar
	280 bar
	1,7 bar
	0,3 cc/min.
	30 cc/min.
-	5
	>85% of setting
	28,6 mm
	61 - 68 Nm
	4 mm
	15 mm
	9 - 10 Nm
	0,30 kg
Seal kit - Cartridge	Buna: 990-022-007
Seal kit - Cartridge	Polyurethane: 990-022-002
Seal kit - Cartridge	Viton: 990-022-006

OPTION SELECTION EXAMPLE: CWEALHNV

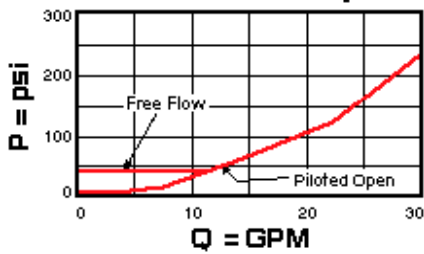
	(L)	(H)	(N)	MATERIAL/COATING
L		H 1000 - 4000 psi (70 - 280 bar), 3000 psi (210 bar)	N	Standard Material/Coating
C -		I 400 - 1500 psi (28 - 105 bar), 1000 psi (70 bar)	V	/AP /LH

TECHNICAL FEATURES

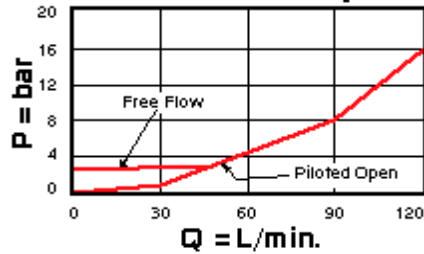
- 1.3
-
- 200psi 14bar
- 4
- 85%
- 4 1+ x
- Sun
-
-
- Sun

PERFORMANCE CURVES

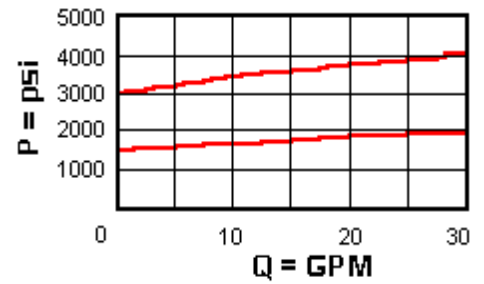
Free Flow and Piloted Open Pressure Drop



Free Flow and Piloted Open Pressure Drop



Typical Relief Characteristics



Typical Relief Characteristics

