

TECHNICAL DATA NOTE: DATA MAY VARY BY CONFIGURATION. SEE CONFIGURATION SECTION.

	T-22A
	2
	120 L/min.
	2:1
	320 bar
	420 bar
	1,7 bar
	0,3 cc/min.
	30 cc/min.
	5
	>85% of setting
	28,6 mm
	61 - 68 Nm
	4 mm
	15 mm
	9 - 10 Nm
	0,30 kg
Seal kit - Cartridge	Buna: 990-022-007
Seal kit - Cartridge	Polyurethane: 990-022-002
Seal kit - Cartridge	Viton: 990-022-006

OPTION SELECTION EXAMPLE: CWELLGNV

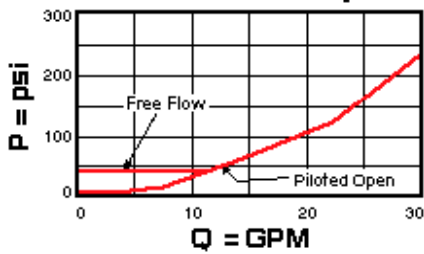
	(L)	(G)	(N)	MATERIAL/COATING
L	G	N	Standard Material/Coating	
C -	2000 - 6000 psi (140 - 420 bar), 4000 psi (280 bar)	V	/AP	
	F 1000 - 2500 psi (70 - 175 bar), 2000 psi (140 bar)		/LH -	

TECHNICAL FEATURES

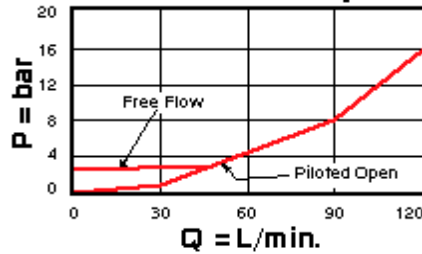
- 1.3
-
- 200psi 14bar
- 4
- 85%
- 4 1+ x
- Sun
-
-
- Sun

PERFORMANCE CURVES

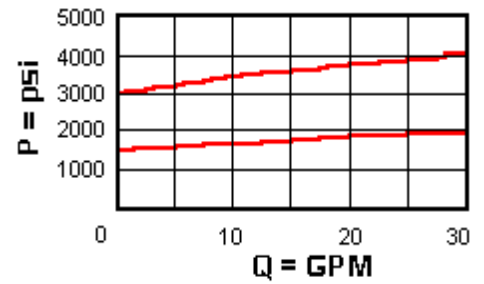
Free Flow and Piloted Open Pressure Drop



Free Flow and Piloted Open Pressure Drop



Typical Relief Characteristics



Typical Relief Characteristics

