

TECHNICAL DATA NOTE: DATA MAY VARY BY CONFIGURATION. SEE CONFIGURATION SECTION.

	T-23A
	3
	240 L/min.
	3:1
	215 bar
	280 bar
	1,7 bar
	0,3 cc/min.
	30 cc/min.
	5
	>85% of setting
	31,8 mm
	203 - 217 Nm
	4 mm
	15 mm
	9 - 10 Nm
	0,70 kg
Seal kit - Cartridge	Buna: 990-023-007
Seal kit - Cartridge	Polyurethane: 990-023-002
Seal kit - Cartridge	Viton: 990-023-006

OPTION SELECTION EXAMPLE: CWGALHNV

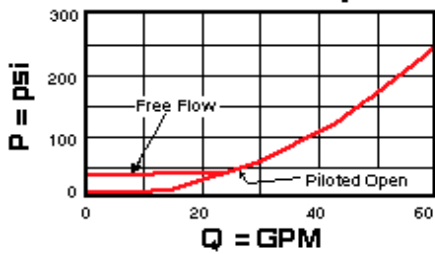
	(L)	(H)	(V)	MATERIAL/COATING
L		H 1000 - 4000 psi (70 - 280 bar), 3000 psi (210 bar)	V	Standard Material/Coating
C -		I 400 - 1500 psi (28 - 105 bar), 1000 psi (70 bar)	E EPDM N	/AP /LH -

TECHNICAL FEATURES

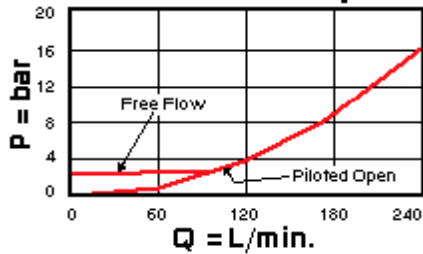
- 1.3
-
- 200psi 14bar
- 4
- 85%
- 4 1+ x
- Sun
-
-
- Sun

PERFORMANCE CURVES

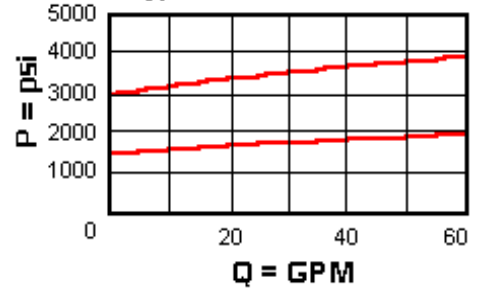
Free Flow and Piloted Open Pressure Drop



Free Flow and Piloted Open Pressure Drop



Typical Relief Characteristics



Typical Relief Characteristics

