

FLeX 2 4

TECHNICAL DATA NOTE: DATA MAY VARY BY CONFIGURATION. SEE CONFIGURATION SECTION.

	T-30A
	0
	15 L/min.
	350 bar
110 SUS (24 cSt) - N 3	115 cc/min.@350 bar
110 SUS (24 cSt) - N	66 cc/min.@350 bar
	50 ms
	15,000 max. cycles/hr
	16 mm
	19,1 mm
	35 - 40 Nm
	0.20 kg.
Seal and nut kit - Coil	Viton: 990-740-006
Seal kit - Cartridge	Buna: 990-030-007
Seal kit - Cartridge	Viton: 990-030-006
Seal kit - Cartridge	Buna: 990-030-007
Seal kit - Cartridge	Viton: 990-030-006

- : • Sun
- 2.00 inches (50,8 mm)

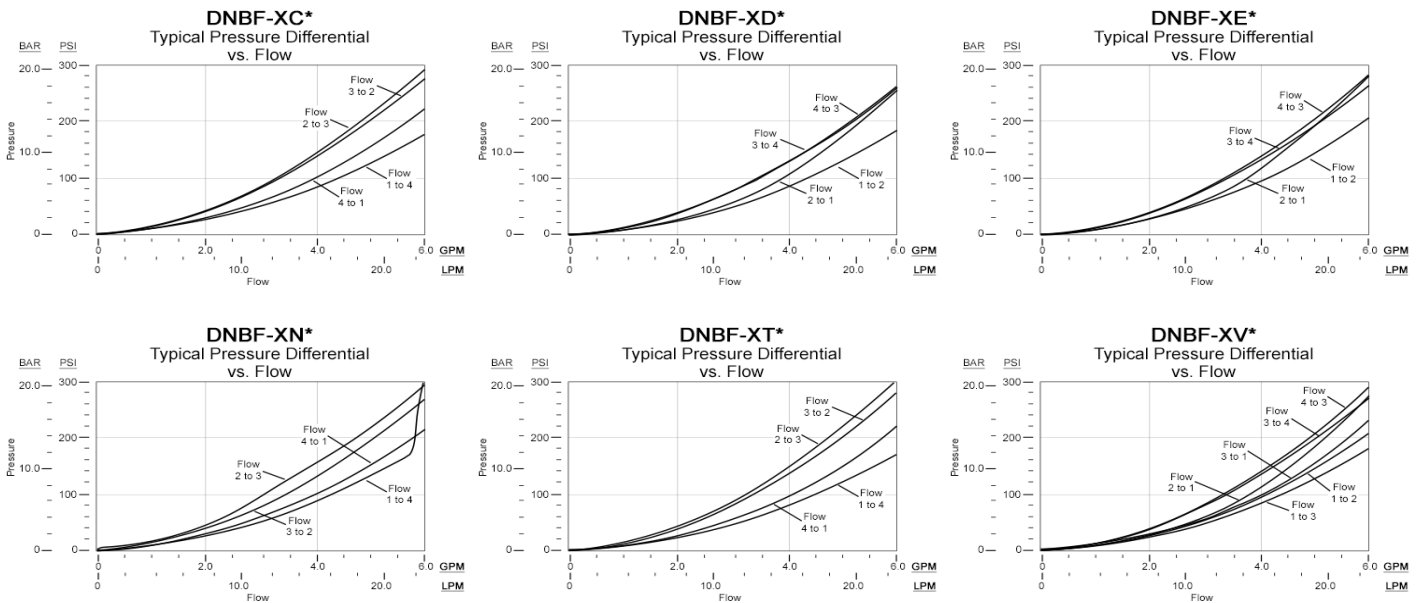
OPTION SELECTION EXAMPLE: DNBFXNN

	(X)	(N)	(N)
X	N	N	
P	C	E EPDM	
	D	V	
	E		
	T P-T		
	V P-T		

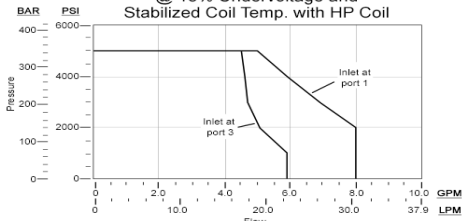
TECHNICAL FEATURES

-
- 1000
- NFPA T2.6.1 R2014
- CFD
- - 1000
- /
- IP69K
- Sun /
- P

PERFORMANCE CURVES

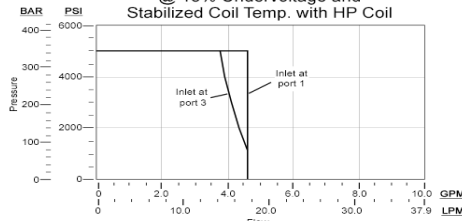


DNBF-XC*
Performance Limits
@ 15% Undervoltage and
Stabilized Coil Temp. with HP Coil



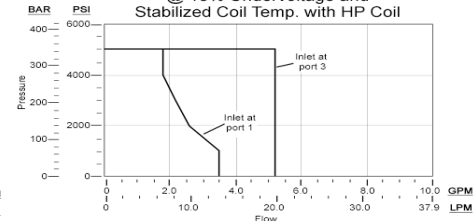
Note: Performance limits are derived with 4-way operation and symmetrical flow. For valve applications where either asymmetrical flow or 3-way operation is present, these performance limits may be reduced.

DNBF-XD*
Performance Limits
@ 15% Undervoltage and
Stabilized Coil Temp. with HP Coil



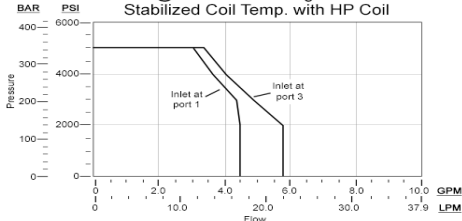
Note: Performance limits are derived with 4-way operation and symmetrical flow. For valve applications where either asymmetrical flow or 3-way operation is present, these performance limits may be reduced.

DNBF-XE*
Performance Limits
@ 15% Undervoltage and
Stabilized Coil Temp. with HP Coil



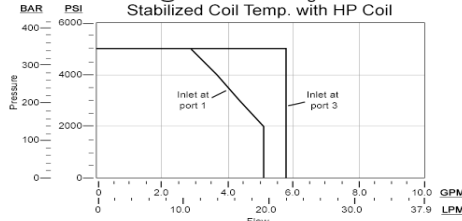
Note: Performance limits are derived with 4-way operation and symmetrical flow. For valve applications where either asymmetrical flow or 3-way operation is present, these performance limits may be reduced.

DNBF-XN*
Performance Limits
@ 15% Undervoltage and
Stabilized Coil Temp. with HP Coil



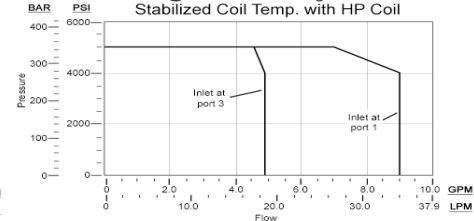
Note: Performance limits are derived with 4-way operation and symmetrical flow. For valve applications where either asymmetrical flow or 3-way operation is present, these performance limits may be reduced.

DNBF-XT*
Performance Limits
@ 15% Undervoltage and
Stabilized Coil Temp. with HP Coil



Note: Performance limits are derived with 4-way operation and symmetrical flow. For valve applications where either asymmetrical flow or 3-way operation is present, these performance limits may be reduced.

DNBF-XV*
Performance Limits
@ 15% Undervoltage and
Stabilized Coil Temp. with HP Coil



Note: Performance limits are derived with 4-way operation and symmetrical flow. For valve applications where either asymmetrical flow or 3-way operation is present, these performance limits may be reduced.