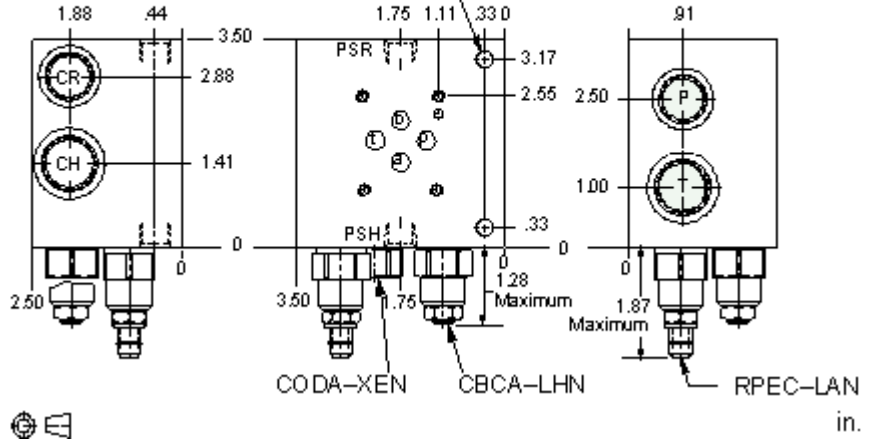


4 Interface Bolt Holes
x .38 deep
Inch: 10-24 UNC
Metric: M5 x 0.8

Mounting Holes:
.28 diameter through hole.
2 places.

Turn screw clockwise
to reduce setting on
CBCA.



TECHNICAL DATA NOTE: DATA MAY VARY BY CONFIGURATION. SEE CONFIGURATION SECTION.

	ISO 03
	40 L/min.
	7,1 mm
	Through
	2

OPTION SELECTION EXAMPLE: YDCGLHNBK

(L) (H) (N)

L	H	1000 - 4000 psi 25 psi (70 - 280 bar 1.), 3000 psi (210 bar)	N
	A	1000 - 4000 psi 4 psi (70 - 280 bar 0.3 bar), 3000 psi (210 bar)	V
	B	400 - 1500 psi 4 psi (28 - 105 bar 0.3 bar), 1000 psi (70 bar)	
	I	400 - 1500 psi 25 psi (28 - 105 bar 1.7 bar), 1000 psi (70 bar)	

PRIMARY CARTRIDGE

(B)

B	B (with CBCA primary cartridge, 3:1,)
B	B (with CBCAX primary cartridge, , 3:1,)

INCLUDED COMPONENTS

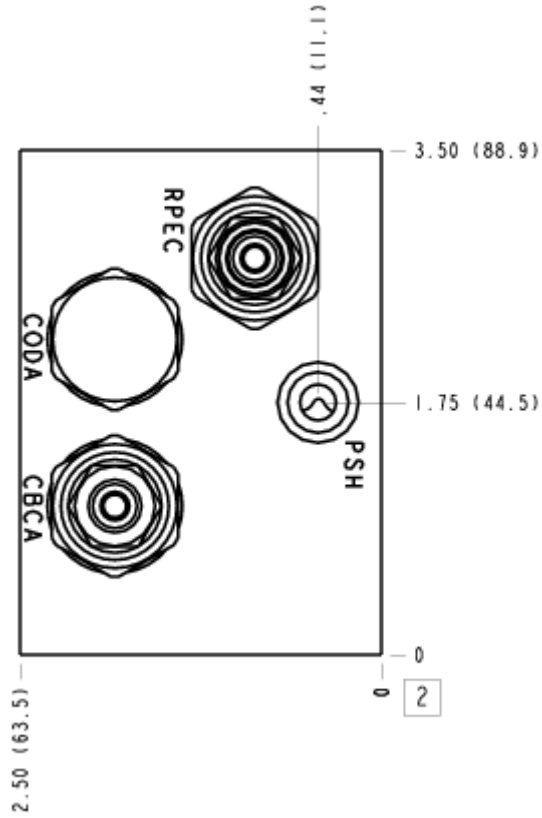
Part	Description	Quantity
CBCALHN	Cartridge - Primary	1
CODAXEN	Cartridge	1
RPECLAN	Cartridge	1

MANIFOLD FACES

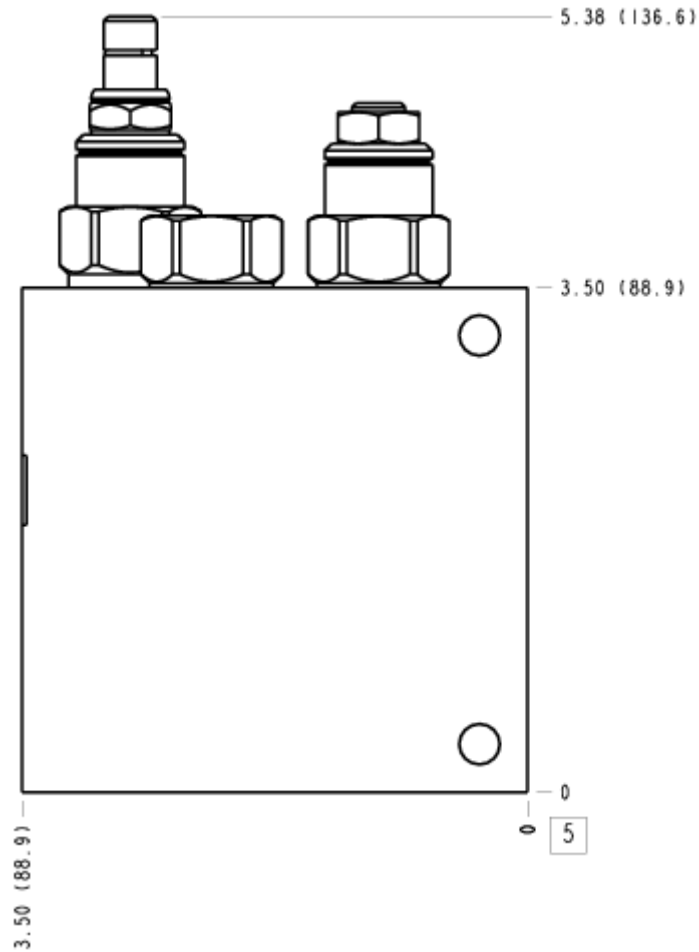
FACE GRID

1	2	3	4
5	6	7	8
9	10	11	12

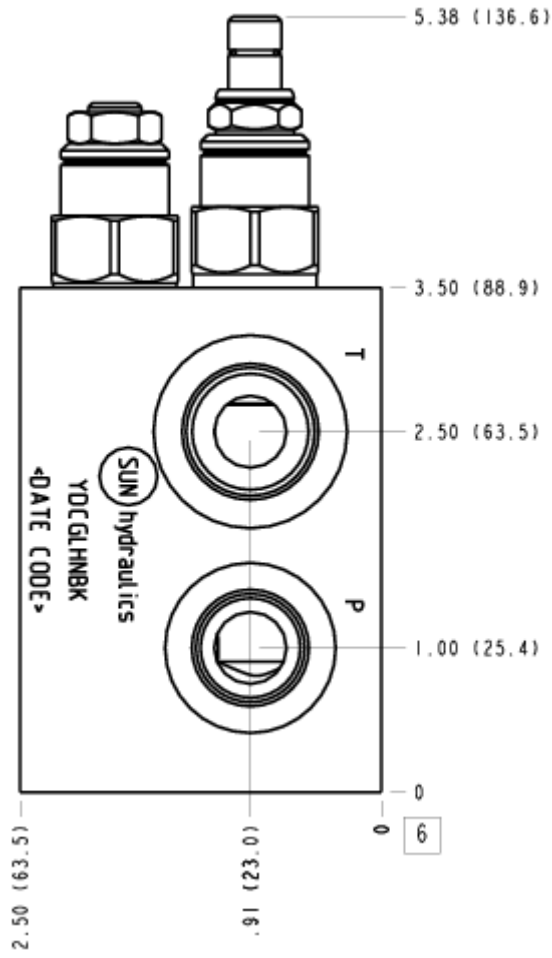
FACE 2



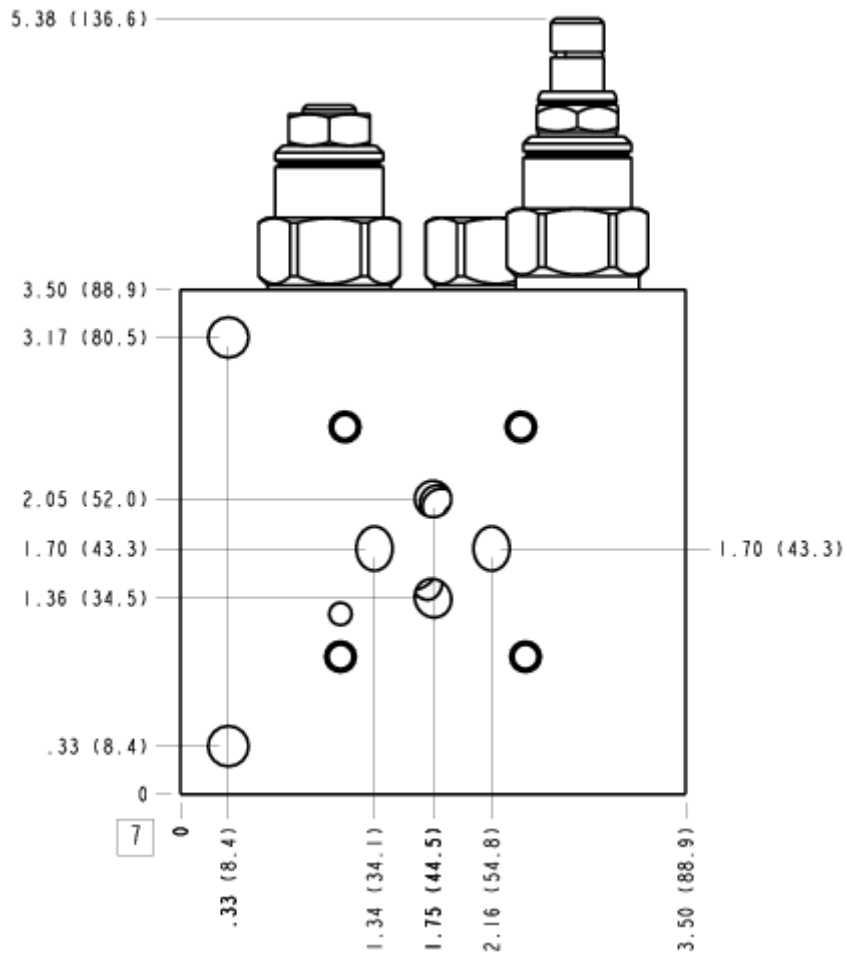
FACE 5



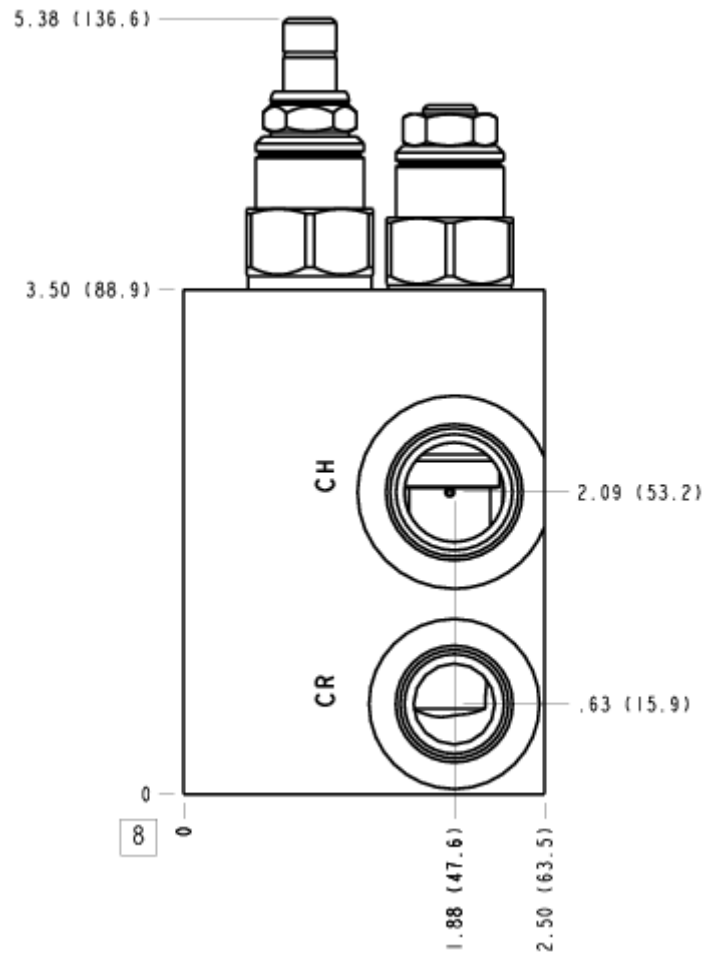
FACE 6



FACE 7



FACE 8



FACE 10

